

SUNNIYYA ARABIC COLLEGE

Chennamangallur

Mukkam, Calicut, Kerala, India. Pin: 673602 Phone: 0495 2297115

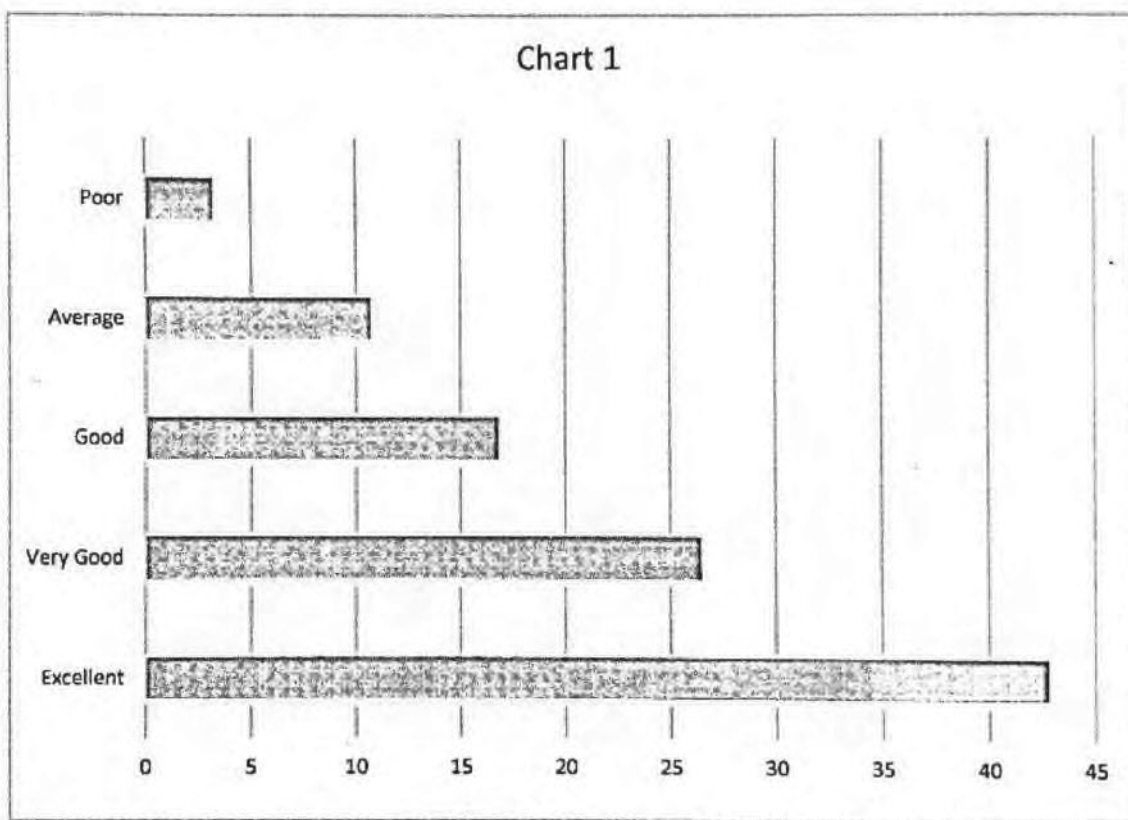
Alumni Feedback Analysis Report 2016-2017

Sl. No.	Question	Excellent	Very Good	Good	Average	Poor
1.	How would you rate the curriculum prescribed for your degree during your term in the college?	40.6	28.6	15.9	10.7	4.2
2.	How would you rate the quality of education imparted in the college?	45.6	30.9	13.8	7.9	1.8
3.	How would you rate the course content delivery?	43.9	32.8	16.8	4.9	1.6
4.	How would you rate the course curriculum for fulfilling your expectations?	44.6	33.9	15.8	3.8	1.9
5.	How do you rate the academic initiatives taken by the college to bridge the gap between industry & academia?	41.9	31.9	18.1	4.3	3.8
6.	How would you rate any new skills learnt in the due course of your study (Other than syllabus)	42.9	30.5	14.1	8.4	4.1
7.	How do you rate the relevance of your degree to your present job?	43.1	25.9	17.9	9.4	3.7
8.	How would you rate the following academic initiatives taken by the college to improve your competence as a student? Innovative Teaching-Learning methodologies, Seminars, Workshops, Projects, Study Tours, etc.	44.9	27.73	14.47	8.1	4.8
9.	How do you rate development activities organized by the college for your overall development?	45.8	22.2	19.7	9.4	2.9
10.	How would you rate the motivation created by the syllabus to pursue post-graduation / research in the particular topic?	45.9	25.22	16.38	8.8	3.7




Principal
Sunniyya Arabic College
Chennamangallur, Mukkam

Graph 1- When asked about the degree's required curriculum during college periods, they assigned five grades to the course: excellent, very good, good, ordinary, and poor. The percentage response is represented on the horizontal axis, while the feedback from alumni is represented on the vertical axis. 40.6 % believe that the degree's curriculum is excellent. Very good received 28.6% of the vote, while good received 15.9%. 10.7% of Alumni thought it was average, while the remaining 4.2% thought it was poor.

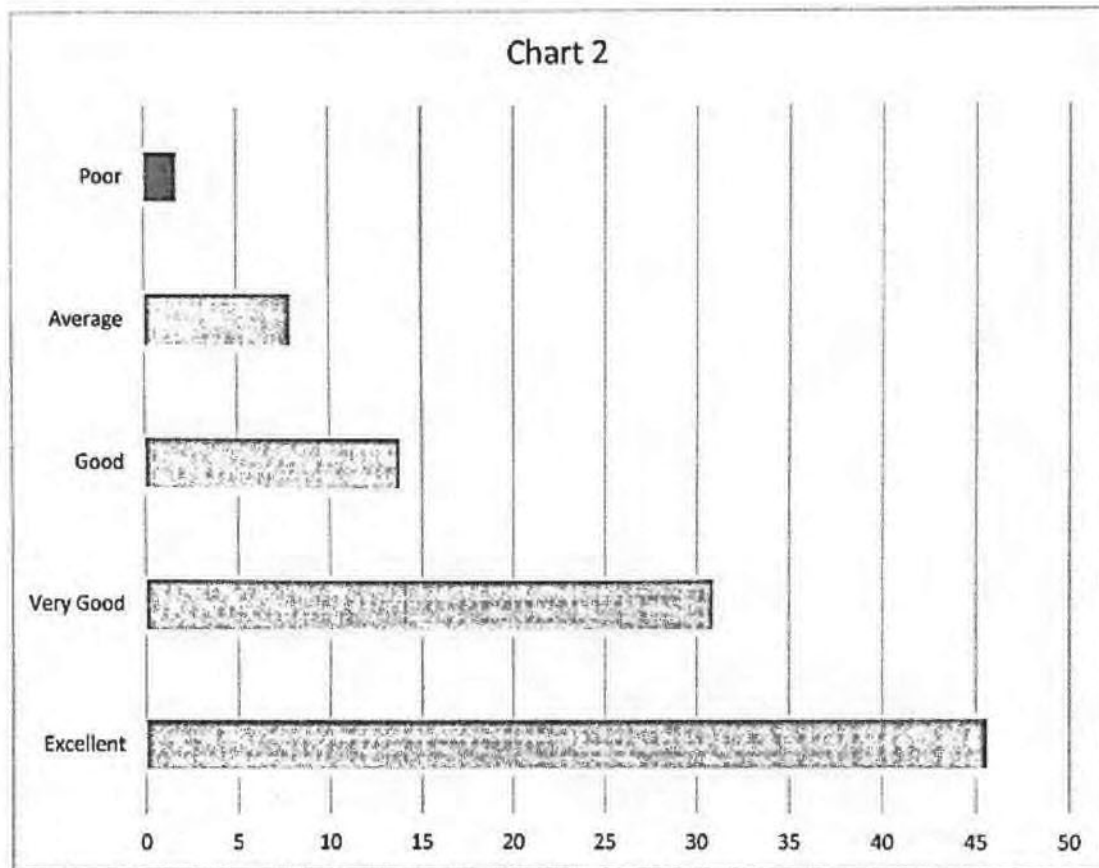


Graph 2- The next question is about how well the college's educational quality is rated. Their responses were graphed, with the horizontal line representing the percentage response and the vertical line representing the feedback. the





 Principal
 Sunniyyu Arabic College
 Chennamangallur, Mukkaim

educational quality was rated excellent by 45.6% of respondents. The majority of Alumni, 30.9%, though it is very good, while 13.8% said it is good. 7.9% of Alumni firmly believe that the trends and advancements are average, while 1.8% strongly believe that they are poor.

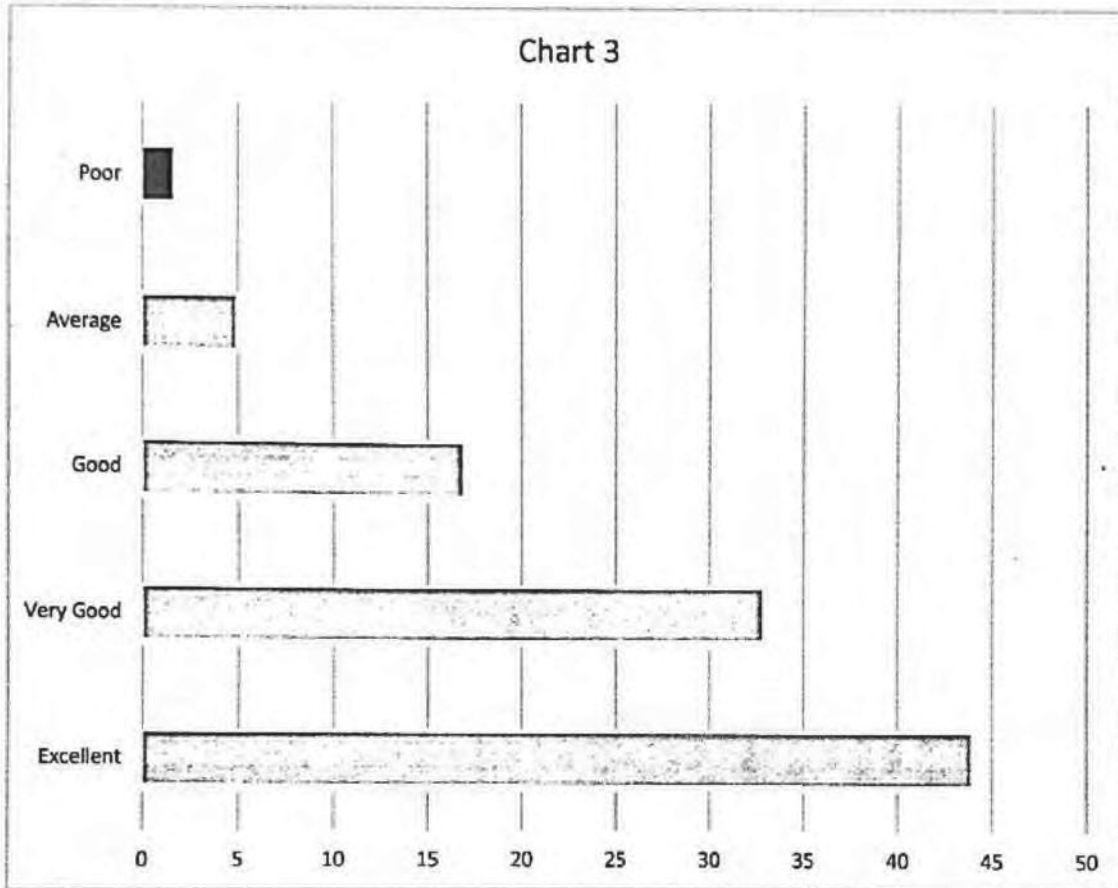


Graph 3- This graphical representation gives us an idea about the relation between the percentage response and the feedback from the Alumni in delivery of course content. In the graph the horizontal line indicates the percentage response and the vertical line indicates the feedback. On analysing the question, the Alumni reached at the point that 43.9% of voted in the column of excellent. 32.8% Alumni voted as very good and 16.8% Alumni for good. While a





 Principal
 Sunniyya Arabic College
 Chennamangallur, Mukkam

percentage of 4.9% Alumni said the content delivered is average, the other 1.6% opted it as poor.

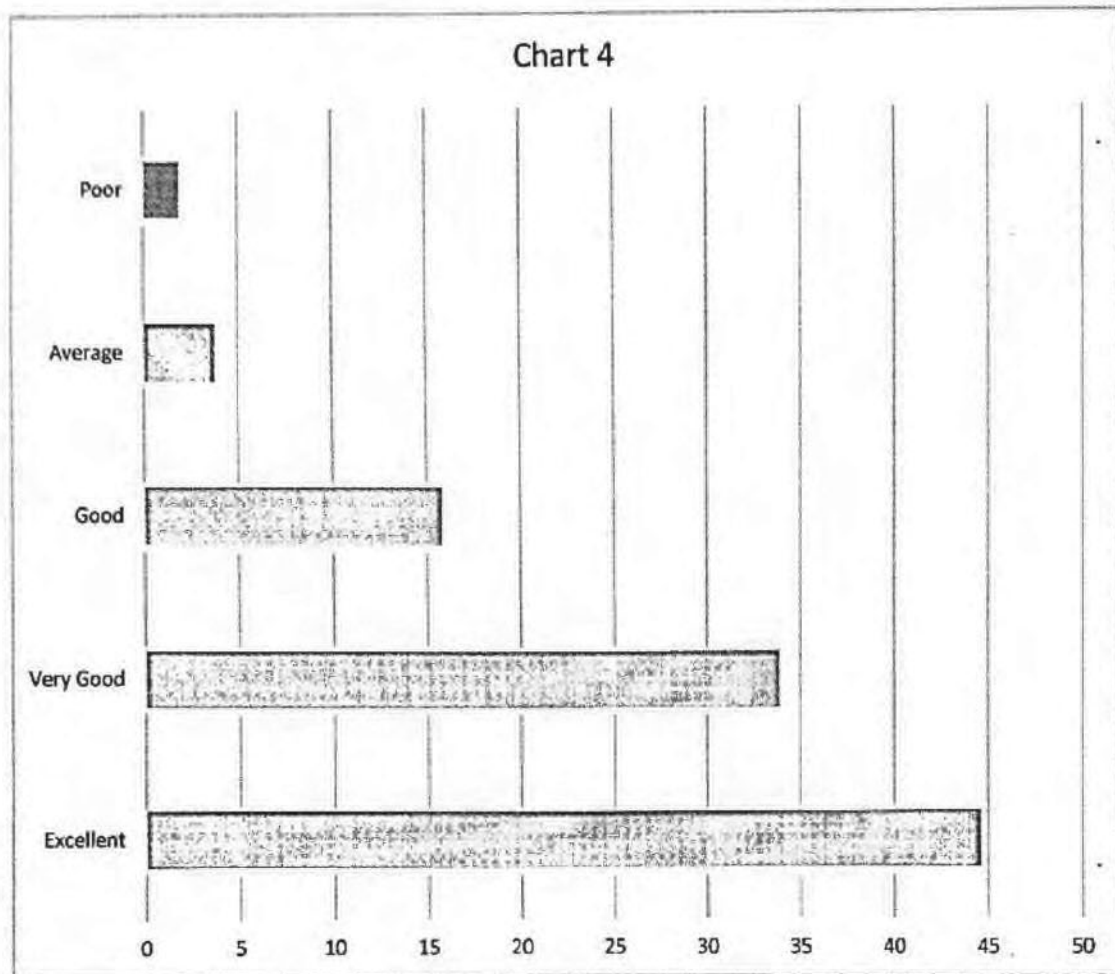


Graph 4- In this graph the question given to the Alumni to grade the course curriculum on how well it met the expectations. In the graphical representation the horizontal line represents the percentage response and the vertical line represents the feedbacks collected from the Alumni. On asking to rate about the percentage of course curriculum expectations the percentage of Alumni chose excellent is 44.6%. the percentage of Alumni voted for very good is 33.9% and





Principal
Sunniyya Arabic College
Chennamangallur, Mukkam

15.8% are of the opinion that it is good. 3.8% Alumni voted for average and 1.9% voted the particular as poor.

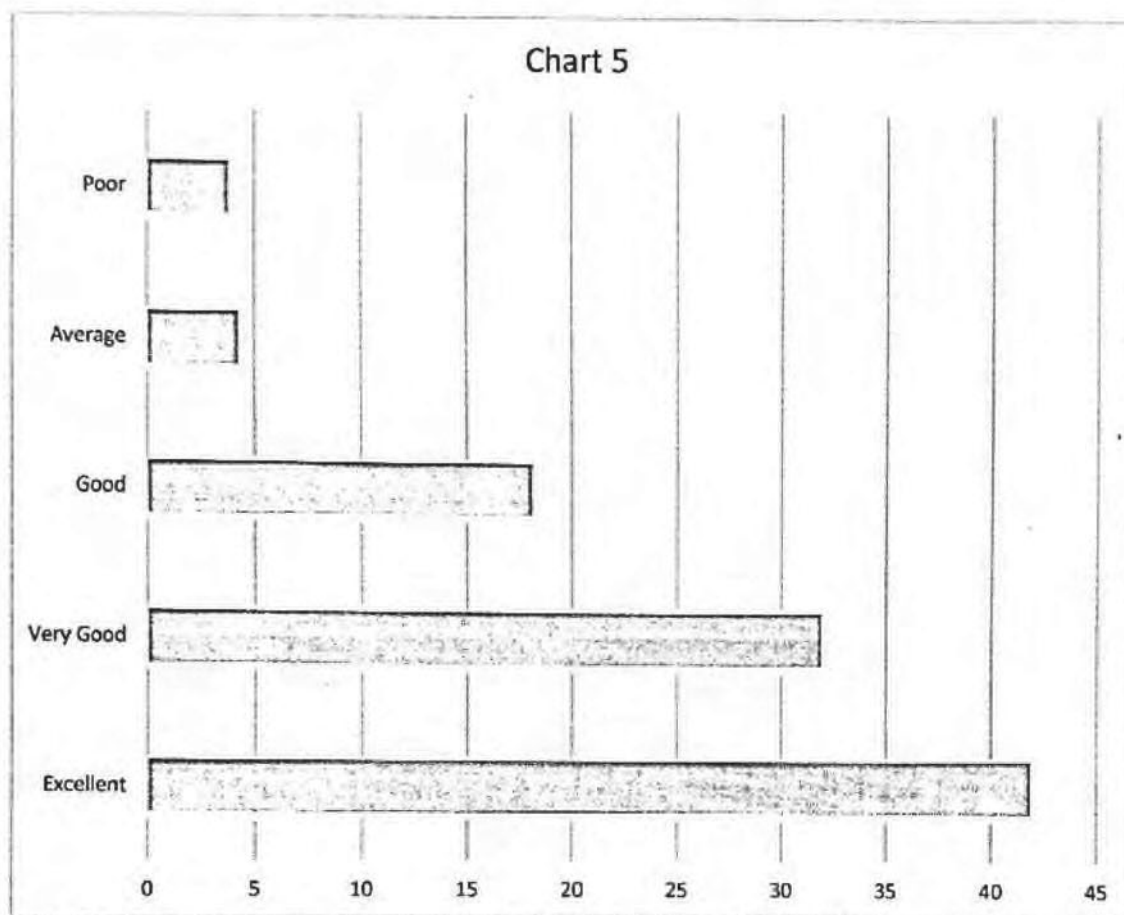


Graph5- Rank the college's academic activities for bridging the gap between industry and academia. This was the next question given to the Alumni for them to college's academic activities for bridging the gap between industry and academia. The Alumni rated it in five different categories which are excellent, very good, good, average and poor. And representing their rating in a graph, the horizontal axis shows the percentage response and the vertical axis represents the feedback that collected from the Alumni. 41.9% of Alumni rated it as





 Principal
 Sunniyya Arabic College
 Chennamangallur, Mukkam

excellent, 31.9% rated as very good, 18.1% chose good, 4.3% are of the opinion it is average and the last category poor was chosen by 3.8% of Alumni.

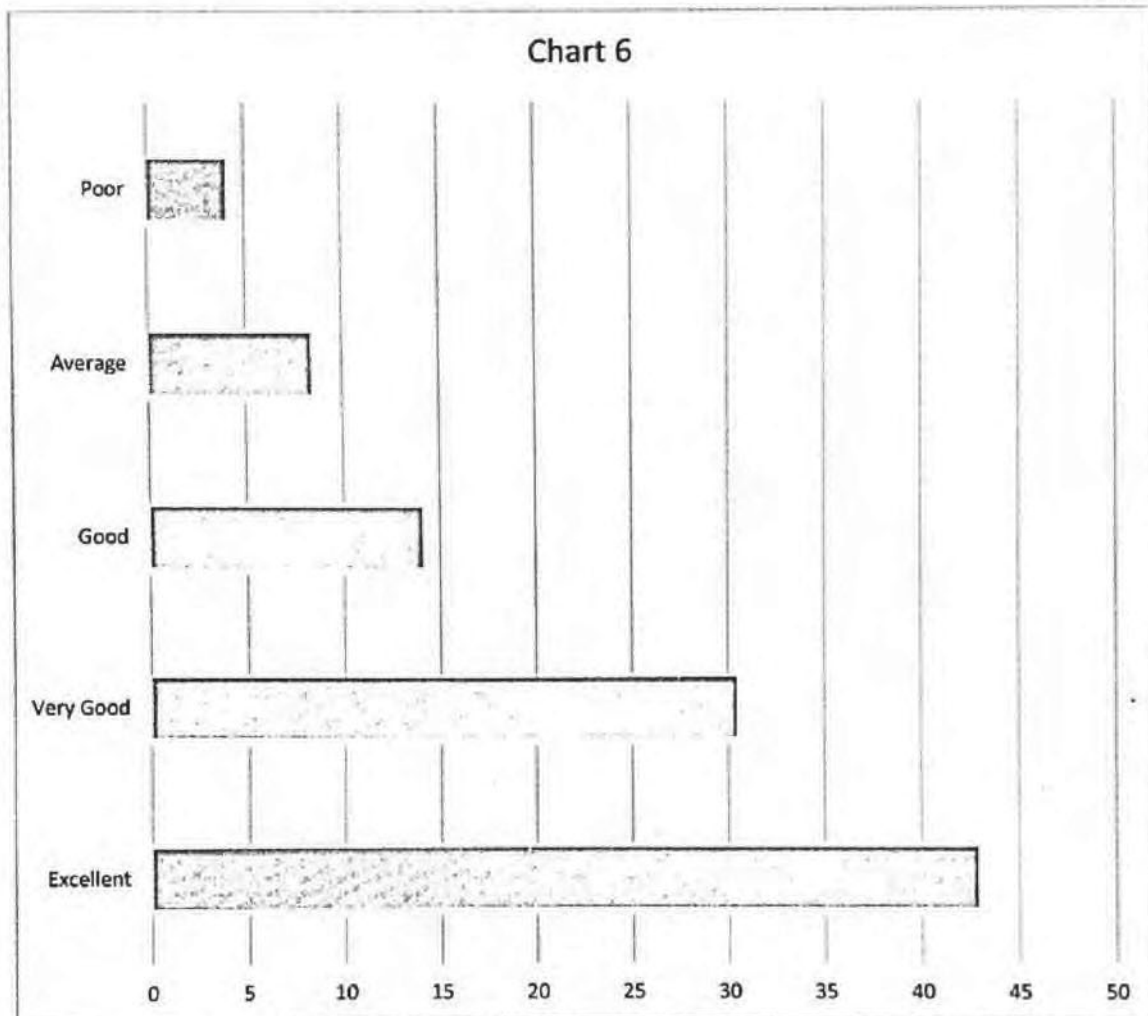


Graph 6- In this the Alumni are required to rank any new skills are acquired during the course (other than the syllabus). On presenting this in a graphical form the horizontal axis represents the percentage response and the vertical axis represents the feedback collected from the Alumni. On rating about skills acquired rather than the course syllabus, a percentage of 42.9 % of Alumni rated it as excellent 30.5% of Alumni were of the option of that the relevance can be marked as very good. While 14.1% opted for good the rest 8.4% voted





 Principal
 Sunniyya Arabic College
 Chennamangallur, Mukkain

for average. 4.1 % Alumni from the total said that the relevance of the elective skills acquired rather than the course syllabus is poor

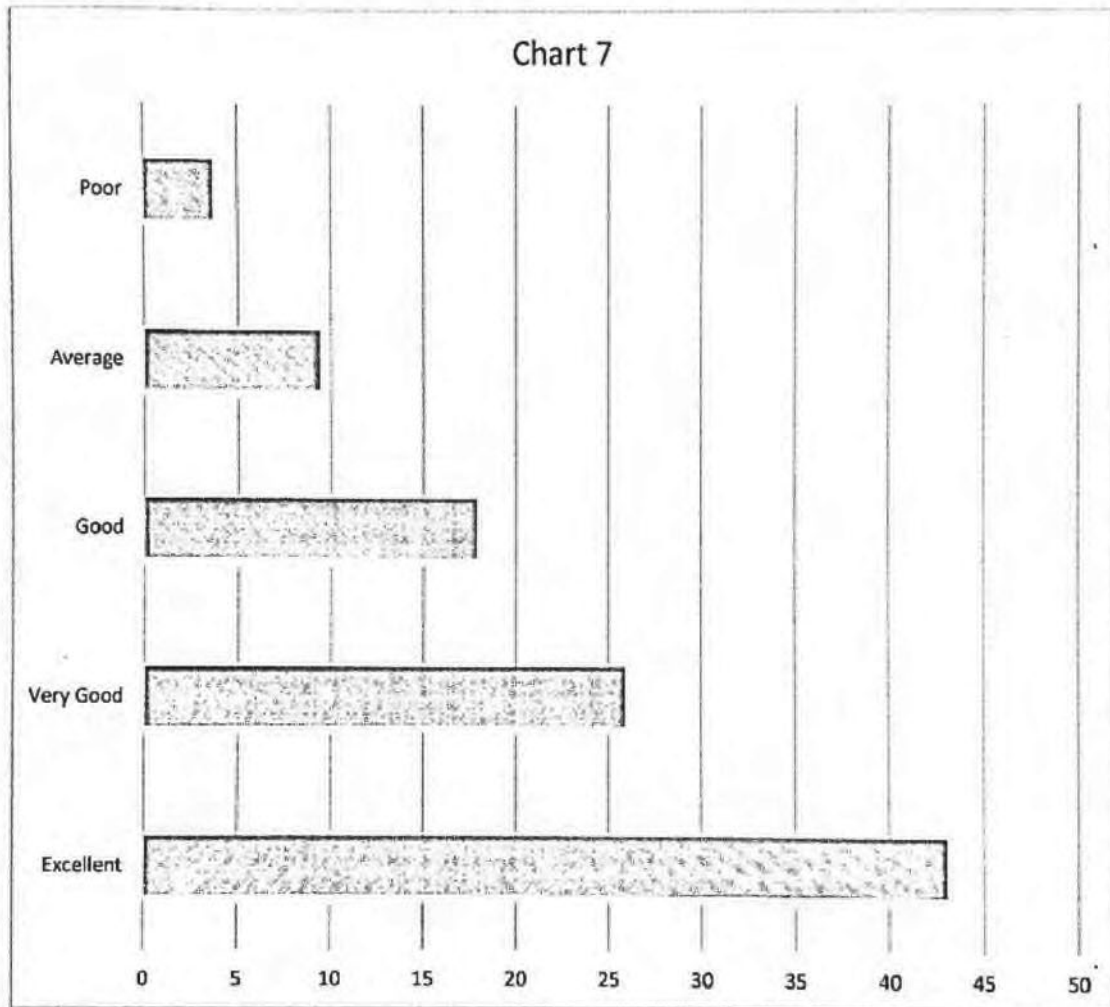


Graph 7- This graphical representation makes us evident about the Alumni's rating and opinion of their degree's applicability in their current position. The horizontal line is marked for the percentage response and the vertical line is marked for the feedbacks from the Alumni's, in this graph. The Alumni rated





Principal
Sunniyya Arabic College
Chennamangallur, Mukkam

the career applicability as excellent, very good, good, average and poor. 43.1% opted for excellence. 25.9% said it is very good, 17.9% are of the opinion that it is good, 9.4% voted for average and the remaining 3.7% voted for option poor.

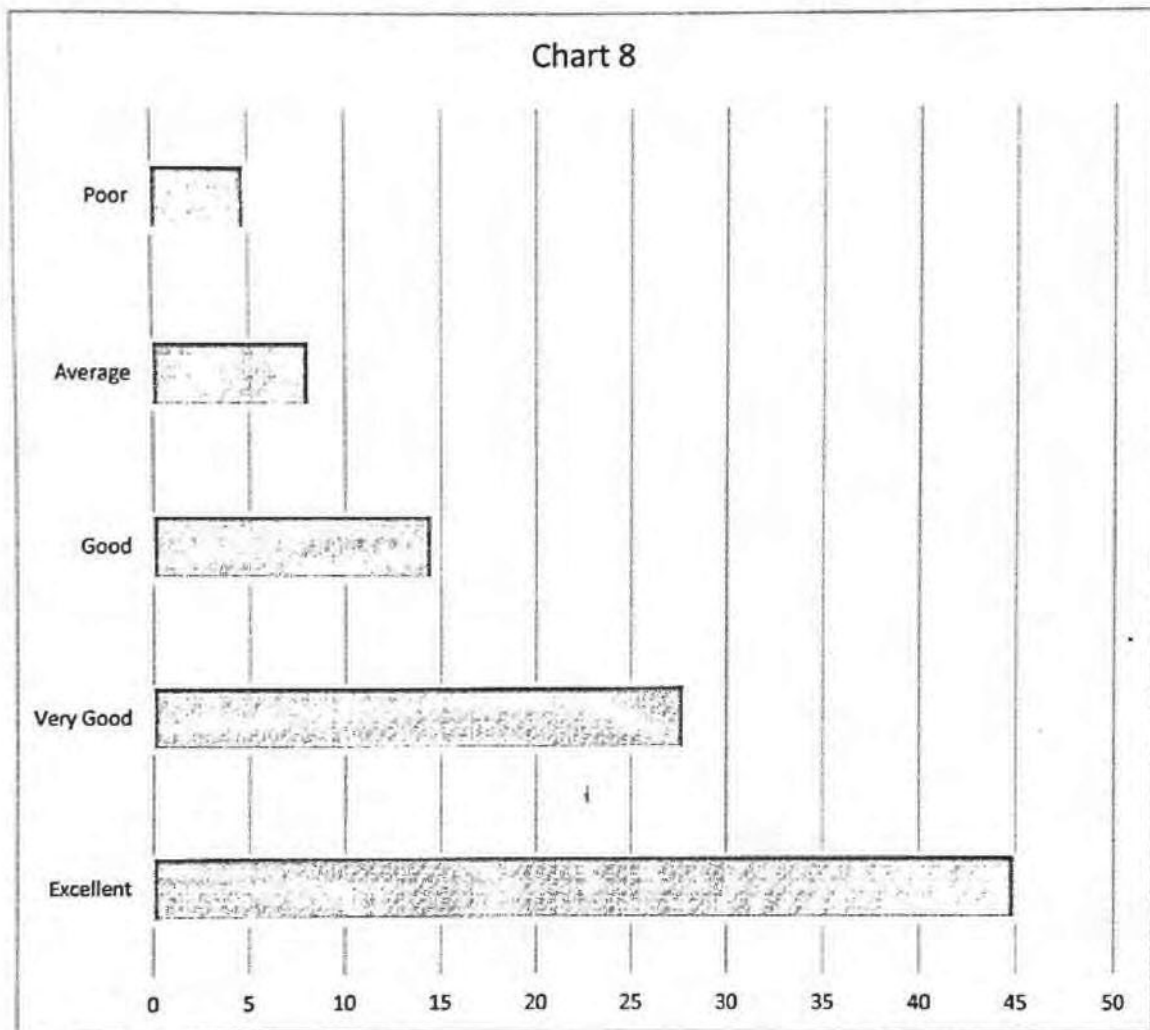


Graph 8- In this survey, alumni are asked to rank how helpful academic measures adopted by the institution were in improving their competence as a student. A total of 44.9 % of alumni rated their experience as excellent. While 27.73 % thought this was very good, 14.47 percent thought it was good. The





 Principal
 Sunniyya Arabic College
 Ghannam, Mukkalla

academic measures are average, according to 8.1 percent of respondents. While 4.8 percent of Alumni chose the "poor" column.

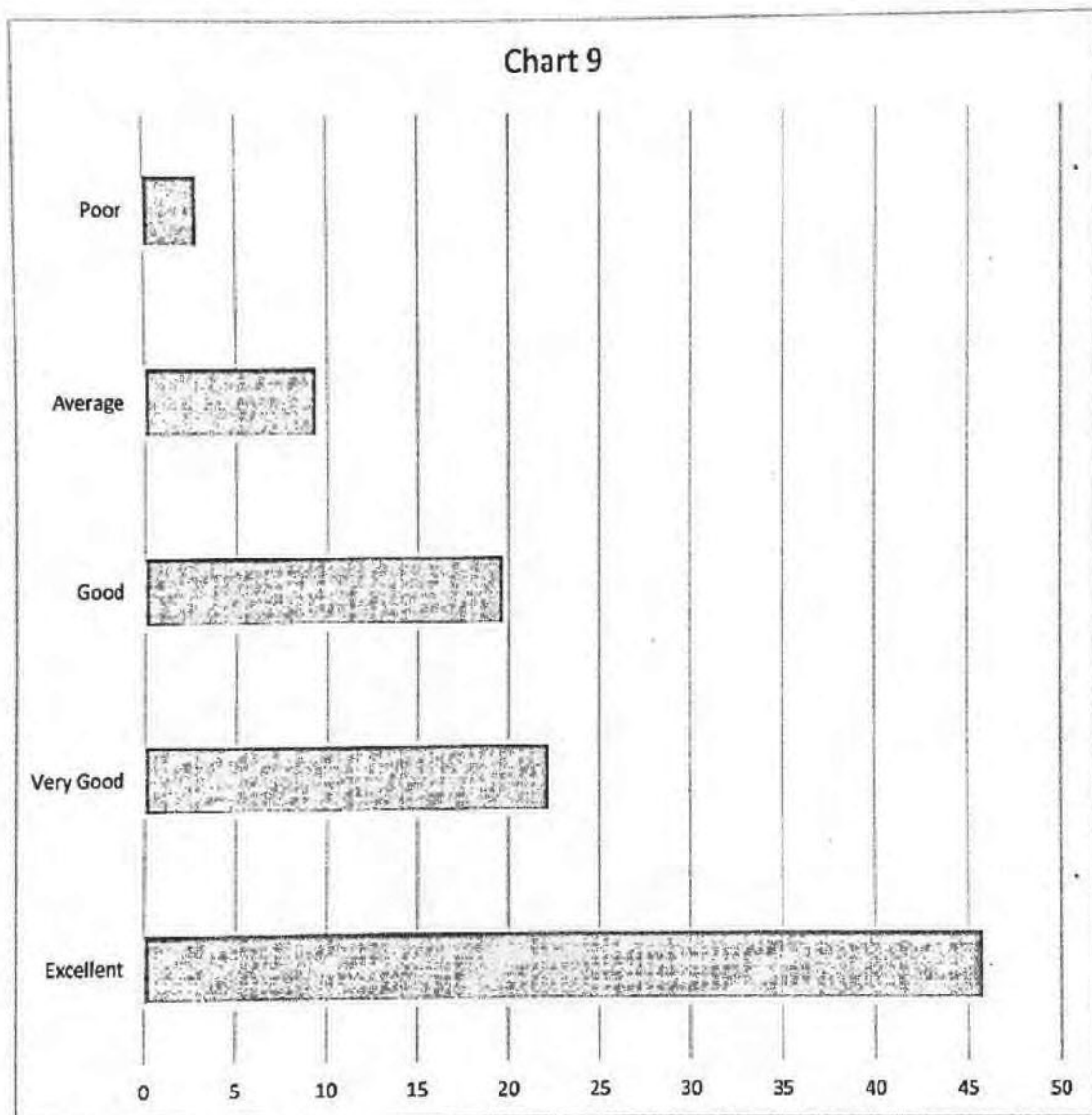


Graph 9- This graphical representation reveals the Alumni's opinion and rating of the college's development activities, which is beneficial to their overall development. In this graph, the horizontal line represents the percentage answer and the vertical line represents the Alumni feedback. The developments were rated as excellent, very good, good, mediocre, and poor by the Alumni.





 Principal
 Sunniyya Arabic College
 Chennamangaluru

Excellence was chosen by 45.8% of those polled. 22.2 % said it was very good, 19.7 % said it was good, 9.4 % said it was average, and the remaining 2.9 % said it was poor.

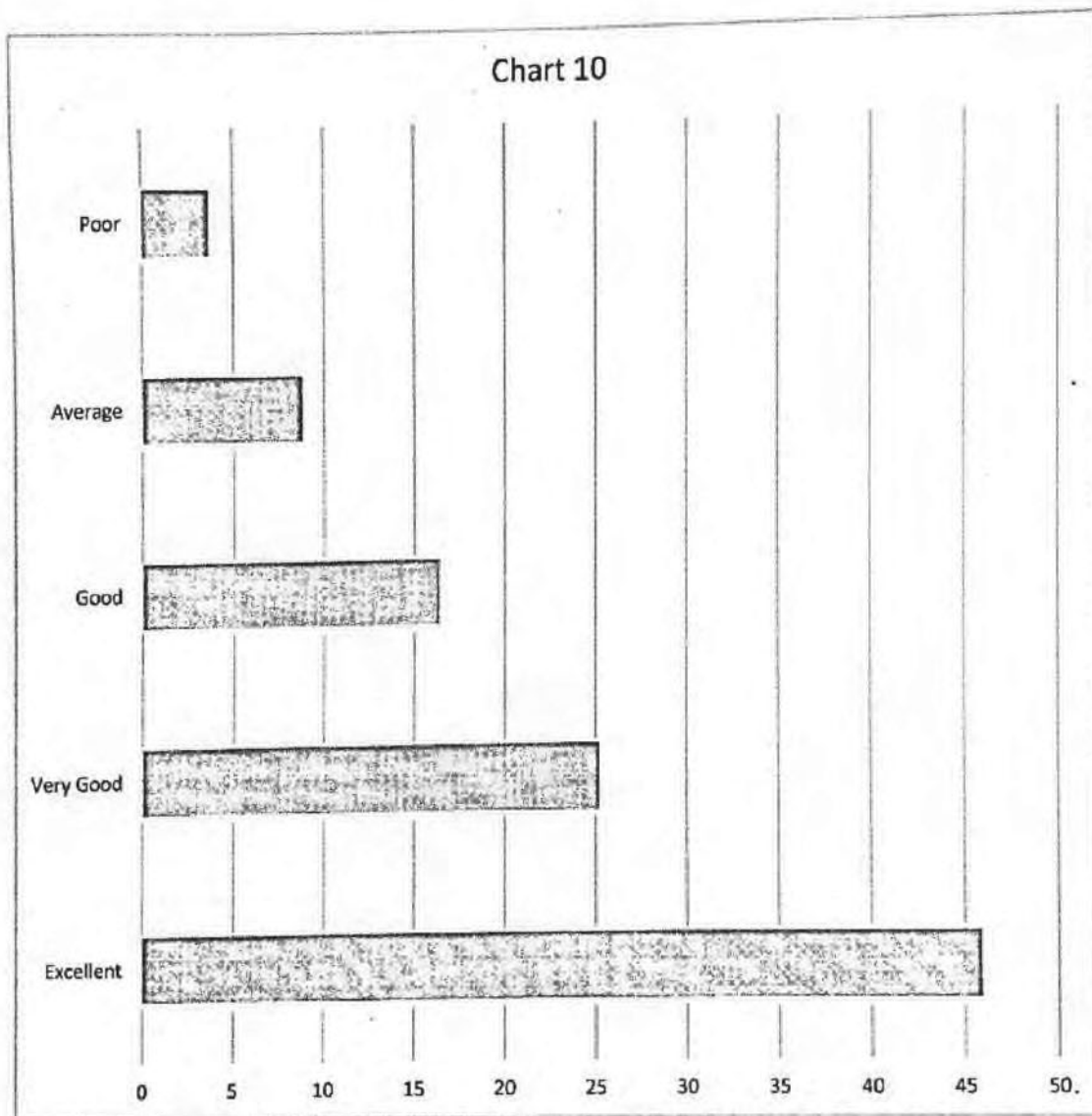



Graph 10- In this graph the question given to the Alumni to grade the motivations created by the syllabus for pursuing their higher education. In the graphical representation the horizontal line represents the percentage response and the vertical line represents the feedbacks collected from the Alumni. On




 Principal
 Sunniya Arabic College
 Chennamangallur, Mukkam

asking to rate about motivation created by the syllabus for pursue the higher education the percentage of Alumni chose excellent is 45.9%. the percentage of Alumni voted for very good is 25.22% and 16.38% are of the opinion that it is good. 8.8% Alumni voted for average and 3.7% voted the particular as poor.




Principal
Sunniyya Arabic College
Chennamangallur, Mukkam